

# Texas/Statewide

## ENERGY IS GOOD FOR TEXAS

### Energy Economics in Texas

JOBS, 2022

**936,477**

GROSS DOMESTIC PRODUCT, 2021

**\$100.3 BILLION**

Texas not only is the top producer of oil and natural gas in the nation but also produces more electricity than any other state and accounts for 11.5 percent of all U.S. energy jobs.



• During the past decade, Texas' fuel mix has changed considerably as renewables have proliferated and more transmission lines bring electricity from remote wind and solar farms to urban market centers.

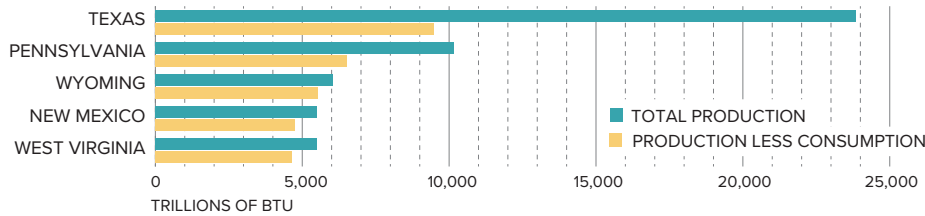
• The stability and security of the electric grid is critical to sustaining Texas' population growth. In July 2023, the Texas Division of Emergency Management received **\$60.6 MILLION** in federal funds to assist with utilities and infrastructure related to the electric grid.

• Texas' energy mix includes both fossil fuels and renewable energy sources and relies on all of them to provide needed energy for the state's growing population.

### Texas Energy Production

Texas produces more than twice the amount of energy than any other state. While Texas leads in energy consumption, the state also has the largest amount of surplus energy produced after consumption.

TOP 5 STATES FOR ENERGY PRODUCTION, 2021



### Texas' energy portfolio, or fuel mix, is made up of an array of energy sources:

- OIL AND NATURAL GAS
- COAL
- WIND
- SOLAR
- NUCLEAR
- HYDROELECTRIC
- BIOMASS

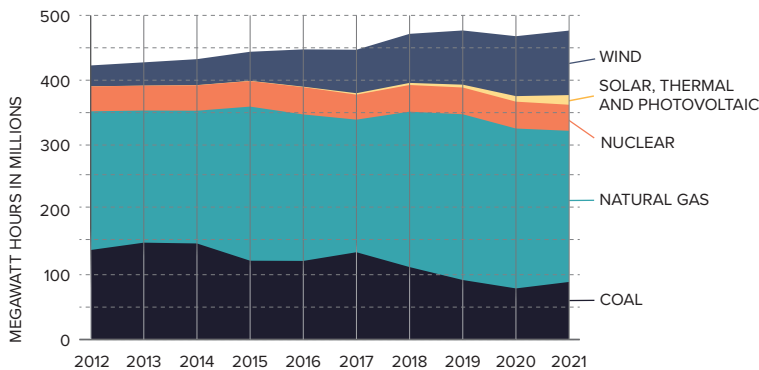
Energy diversification promotes economic growth and independence.

### Texas Energy Sources

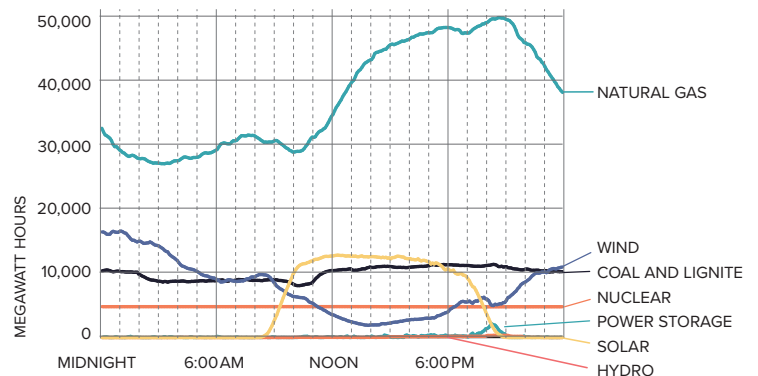
- In 2022, Texas produced 27 percent of natural gas in the U.S.
- In 2022, Texas produced 26 percent of all U.S. wind-powered electricity generation, more than any other state.
- Texas has 32 petroleum refineries, the most of all U.S. states. Texas petroleum refineries produce more than 5.9 million barrels of crude oil per day, totaling 42 percent of the U.S. crude oil supply.

IN 2021, TEXAS PROVIDED NEARLY ONE-FOURTH OF U.S. DOMESTIC PRODUCED ENERGY.

TEXAS NET GENERATION BY SOURCE, ANNUAL TOTAL ELECTRIC POWER INDUSTRY



ERCOT / FUEL MIX - SEPT. 6, 2023



Source: U.S. Energy Information Administration, ERCOT

Glenn Hegar

Texas Comptroller of Public Accounts

THIS IS ONE IN A SERIES OF REPORTS THE COMPTROLLER HAS PREPARED ON ENERGY IN TEXAS

To see more information on energy issues and the Texas economy: <https://comptroller.texas.gov/economy/economic-data/energy/>